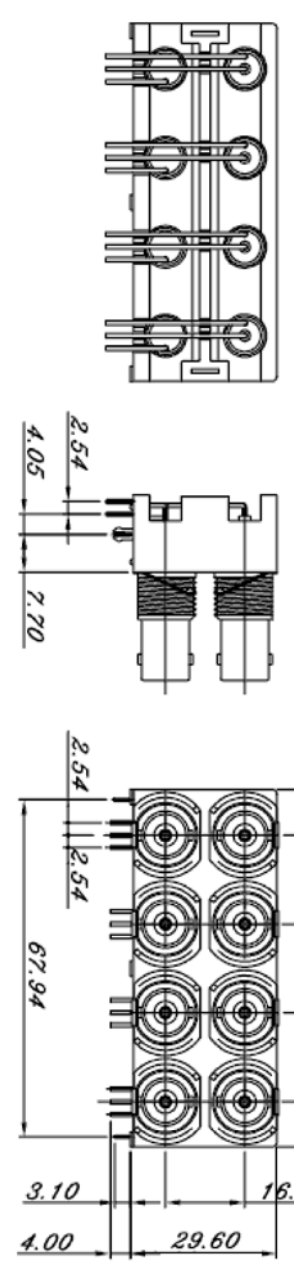
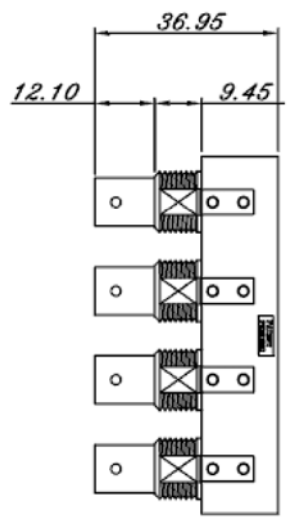
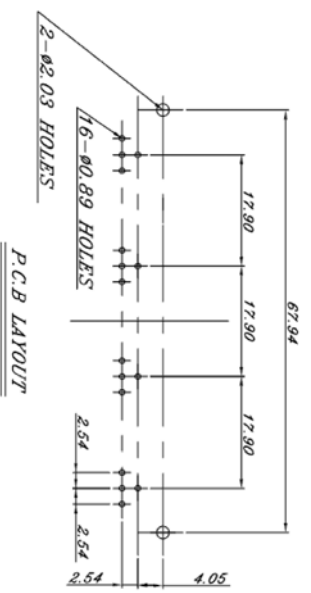
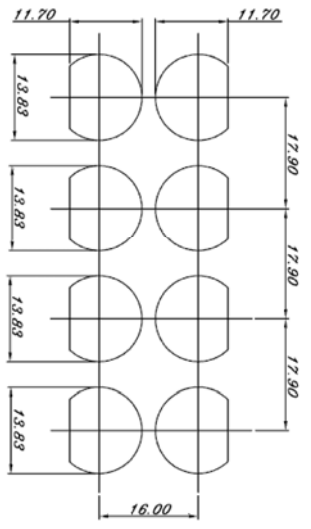


ROHS COMPLIANT



SPECIFICATIONS:

MECHANICAL CHARACTERISTICS:
MATING/UNMATING-500 CYCLES.

ELECTRICAL CHARACTERISTICS:
NOMINAL IMPEDANCE-75 OHMS.
FREQUENCY RANGE-0~1 GHz
OPERATING VOLTAGE-500 VOLTS RMS.
CONTACT RESISTANCE-3.0 MILLIOHMS. MAX.(GOLD)
DIELECTRIC WITHSTANDING VOLTAGE-1500 VOLTS RMS.
INSULATION RESISTANCE-5000 MEGOHMS MIN.

ENVIRONMENTAL CHARACTERISTICS:
TEMPERATURE RANGE- -65°C TO +165°C.
THERMAL SHOCK-MIL-STD-202, METHOD 107, COND. B.
PHYSICAL SHOCK-MIL-STD-202, METHOD 204, COND. B.

DESCRIPTION	MATERIAL & TREATMENT
HOUSING	PBT+30%G.F
THREAD HOUSING	PBT+30%G.F
CONN. BODY	NICKEL PLATING OVER ZINC ALLOY
CENTER CONTACT	PHOSPHORUS BRONZE WITH GOLD PLATING AT CONTACT AREA
INSULATOR	TIN PLATING AT TAIL & NICKEL PLATING OVERBALL.
GROUNDING TERMINAL	POLYPROPYLENE UL 94HB
MOUNTING HOOK	TIN PLATING OVER COPPER WIRE.
SPRING WASHER	TIN PLATING OVER BRASS.
CERAMIC CHIP CAPACITOR	NICKEL PLATING OVER BRASS. 4700 PICO FARAD±10%

CONFIDENTIAL



© Copyright 2009 Regal Electronics, Inc. This drawing is the property of Regal Electronics and contains confidential information, trade secret information and/or know-how which is the property of Regal Electronics. By accepting this drawing, the recipient agrees not to provide, or otherwise make available, the drawing or any information or know-how embodied therein, to any third party without prior written authorization.

DRAWN: KIM	DATE: 10/8/09	TITLE: 2x4 Port Plastic BNC R/A Connector w/ Capacitor
CHECKED:	DATE:	
ENGINEER:	DATE:	
APPROVED:	DATE:	
APPROVED:	DATE:	
APPROVED:	DATE:	
SCALE: NONE	DRAWING NO. BNC31208F-HW-75R	REV: A

Tolerance	±0.25
.xx	±0.13
.xxx	±1°
ang.	

UNIT: mm

C-BNC31208F-HW-75R