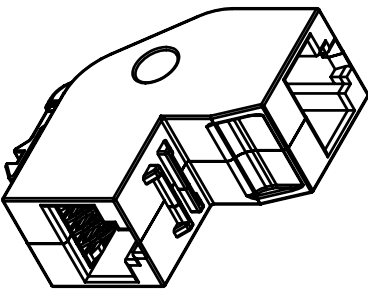
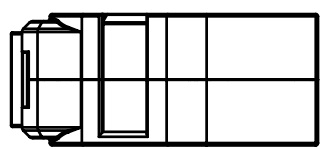
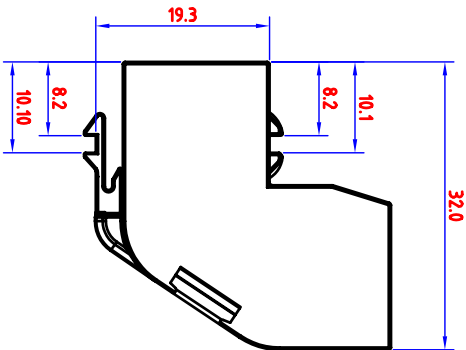
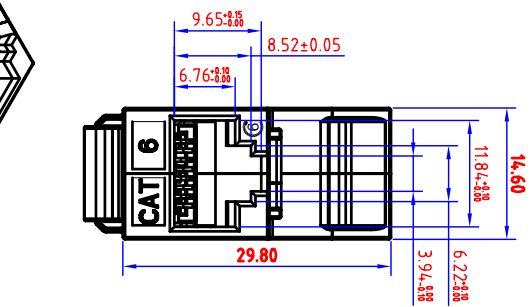
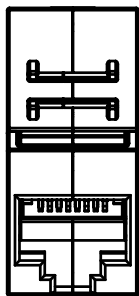


REV	ECO NO.	DATE	BY	APP'D
A	REL TO PRODUCTION PER ECO 001	11/19/09	KL	WEK

DWG NO. M1026KS-8R-C6R



COMPONENTS			
4	LATCH	1	
3	INSERT MODULE	2	
2	JACK HOUSING LEFT	1	
1	JACK HOUSING RIGHT	1	
ITEM	PART NAME	QTY	

CONFIDENTIAL

© Copyright 2009 Regal Electronics, Inc. This drawing is the property of Regal Electronics and contains confidential information, trade secret information and/or know-how which is the property of Regal Electronics. By accepting this drawing, the recipient agrees not to provide, or otherwise make available, the drawing or any information or know-how embodied therein, to any third party without prior written authorization.

Transmission Performance:
 Meet Cat 6 Channel performance requirements specified in TIA/EIA-568-B.2-1 ENVIRONMENTAL CONDITIONS

Temperature Range -40 to +70°C
 Storage -10 to +60°C
 Operation -10 to +60°C
 Relative Humidity (Operational) : Maximum Noncondensing 93%

ELECTRICAL
 Electrical Insulation Resistance : 500 MOhms min. @ 100V d.c.

Dielectric Withstanding Voltage : 1000V d.c. or a.c. Peak Contact to Contact @ 60Hz for 1 minute, 1500V d.c. or a.c. Peak Contact to Panel @ 60Hz for 1 minute
 Spring Wire Contact Resistance : 20 mOhms Max.
 IDC Contact Resistance : 2.5 mOhms Max.
 Current Rating : 1.5A

MECHANICAL
 Retention : 50N (11 lbf) for 60s±5
 Insertion / Extraction Life : 750 Cycles Minimum

PHYSICAL
 Housing : Zinc-alloy fully shielded
 Spring Wire : Phosphor Bronze Alloy Plated With 50 micro-inch of Gold Over 70~100 micro-inch of Nickel

Tolerance unit: mm	UNIT: mm
.x ±0.20	
.xx ±0.10	



CAT6 IN-LINE COUPLER

DRAWN: KIM	DATE: 11/19/09	TITLE: CAT6 IN-LINE COUPLER
CHECKED:	DATE:	
ENGINEER:	DATE:	
APPROVED:	DATE:	
APPROVED:	DATE:	
APPROVED:	DATE:	
SCALE: NONE	DRAWING NO. M1026KS-8R-C6R	REV: A
SHEET 1	OF 1	