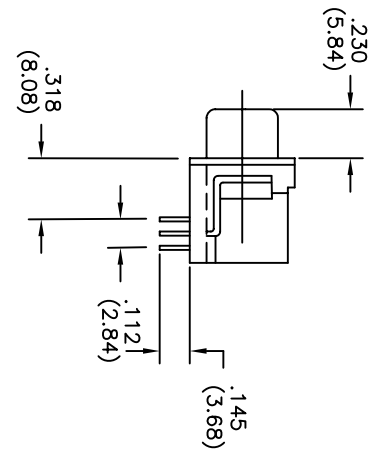
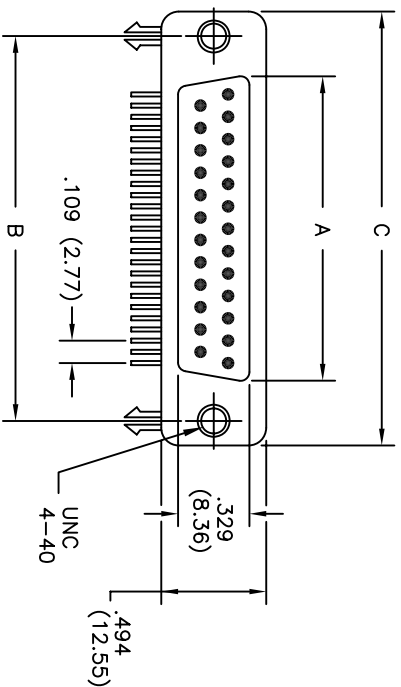
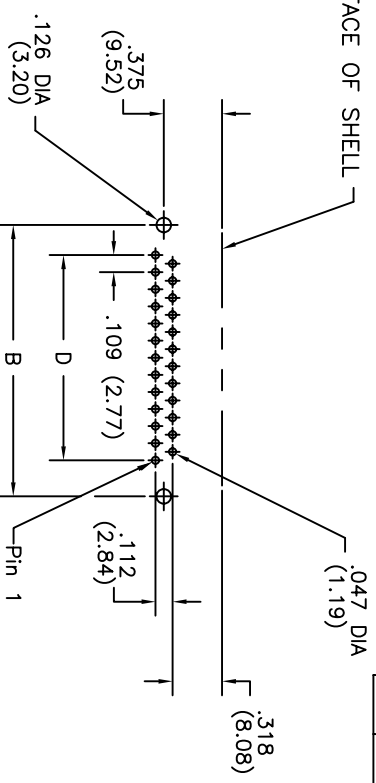
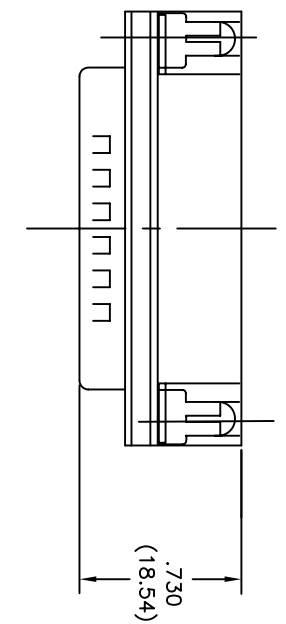


REV	ECO NO.	DATE	BY	APP'D
A	INITIAL DRAWING PER ECO 001	4/25/06	KL	



NO. OF POSITIONS	A ±.010(0.25)	B ±.005(0.13)	C ±.015(0.38)
9	.666 (16.92)	.984 (24.99)	1.216 (30.89)
15	.994 (25.25)	1.312 (33.32)	1.539 (39.10)
25	1.534 (38.96)	1.852 (47.04)	2.090 (53.09)
37	2.182 (55.42)	2.500 (63.50)	2.732 (69.04)

ROHS compliant

CONFIDENTIAL

© Copyright 2006 Regal Electronics, Inc. This drawing is the property of Regal Electronics and contains confidential information, trade secret information and/or know-how which is the property of Regal Electronics. By accepting this drawing, the recipient agrees not to provide, or otherwise make available, the drawing or any information or know-how embodied therein, to any third party without prior written authorization.

ELECTRICAL: 5 A, 300 V DC
 TEMPERATURE: -55°C - 105°C
 INSULATORS: PBT GLASS-FILLED
 COLOR: BLACK
 UL 94 V-0
 MALE PIN IS BRASS
 FEMALE SOCKET IS PHOSPHOR BRONZE
 STANDARD PLATING: 10µ INCH GOLD
 IR: > 5000 MEGOHMS
 CR: < 10 MILLIOHMS

4019 - (contacts) - BT
 Male
 Contacts: 9, 15, 25, 37
 with locking forks &
 4-40 flush inserts
 (Ground straps available)

Tolerance	±0.35
.x	±0.25
.xx	

UNIT: mm

DRAWN: KIM	DATE: 4/25/06	TITLE: D-SUBMINIATURE CONNECTOR
CHECKED:	DATE:	SIZE: B
ENGINEER:	DATE:	DRAWING NO. R4019-SERIES
APPROVED:	DATE:	SCALE: NONE
APPROVED:	DATE:	SHEET 1 OF 1
APPROVED:	DATE:	REV A

